



What is CBS NewspathNow? ----- 2

**Main Menu**

Home ----- 3

- Trending Now
- Now on Newspath
- What's Live Now
- Editorial Information
- Connect Now
- Technical Support
- Live Chat
- EVA

CBS ----- 4

- Copy or Print Scripts ----- 6
- Video Player ----- 7
- Metadata ----- 8
- How to Search -----9
- Categories ----- 14
- Downloads ----- 15

Affiliate Tab ----- 16

Upload -----17

Wires Tab ----- 18

**Secondary Home Page Menu**

Meet the Staff ----- 18

Regions ----- 18

Affiliate Directory ----- 18

Resources ----- 19

Broadcast Marketing ----- 19

**Technical and Administrator Information ----- 20**

Web Agent -----20

IPs and Ports ----- 20

**Station Administrator -----21**



# What is CBS NewspathNow?

CBS NewspathNow is your home for editorial information and guidance from CBS News and the news video distribution page for CBS affiliates, the network, and its clients. Here you will find breaking news, features, medical stories, CBS entertainment clips, promos, live bump shots, sweeps pieces, web material, as well as a contribution page to upload your stories to other CBS stations and the network.

New to CBS or to the CBS Newspath Now website? Take a moment to familiarize yourself with the site. It is very user friendly, but should you have any questions please read through the following how-to for details.



## Main Menu - Home

The Home page is your jumping off point to a wealth of CBS editorial information and video including the following:

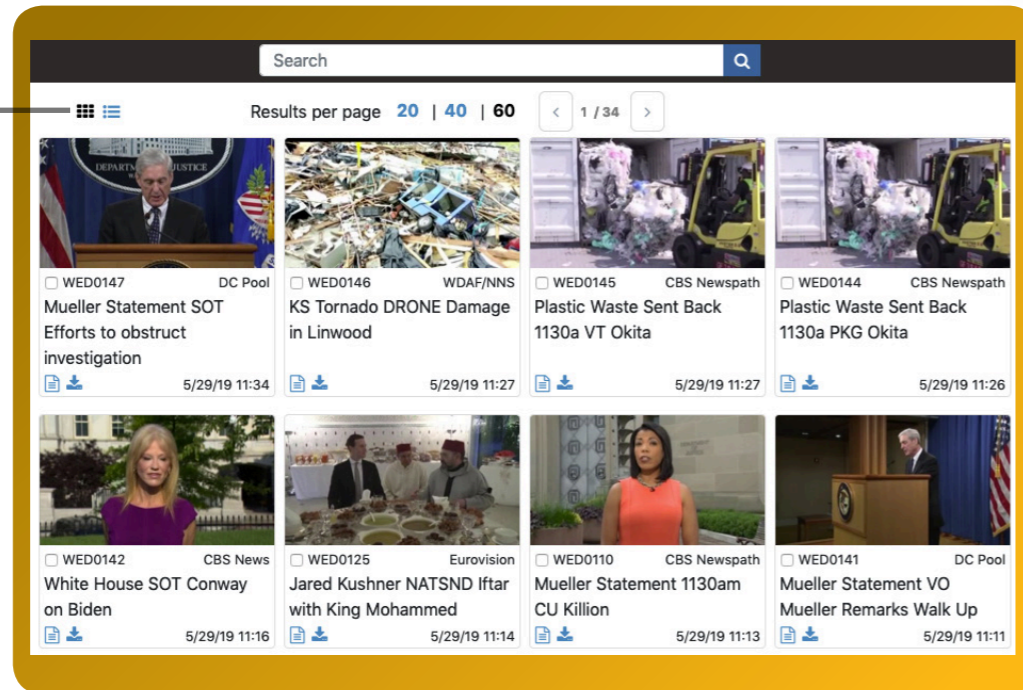
- Trending Now – a list of the most often viewed videos in the past six hours
- NOW on Newspath – the latest reporter packages
- What's Live Now – live bump shots and satellite downlink information
- The latest clips from CBS Entertainment, Web Extras, and Animation and Graphics
- Editorial Information – click on the blue bars on the right hand side of the page to view the latest news coverage plan (Newspath Planner), outlooks for regional news, sweeps stories, sports, network show tosses (Tie-In Notes), and info on Web Extra stories.
- Connect Now – sign up for emailed news alerts and follow CBS Newspath on social media.
- Technical Support – 24/7 support is available by calling 877-814-8557 or by emailing [support@newspathnow.com](mailto:support@newspathnow.com)
- LiveChat – click on the red LiveChat button to chat with CBS Newspath headquarters
- Click on the red EVA button to hear Emergency Voice Alert announcements

# Main Menu - CBS

Click on the CBS tab to view and download video that has been distributed to you by CBS Newspath. This page also contains script and metadata information for each story.

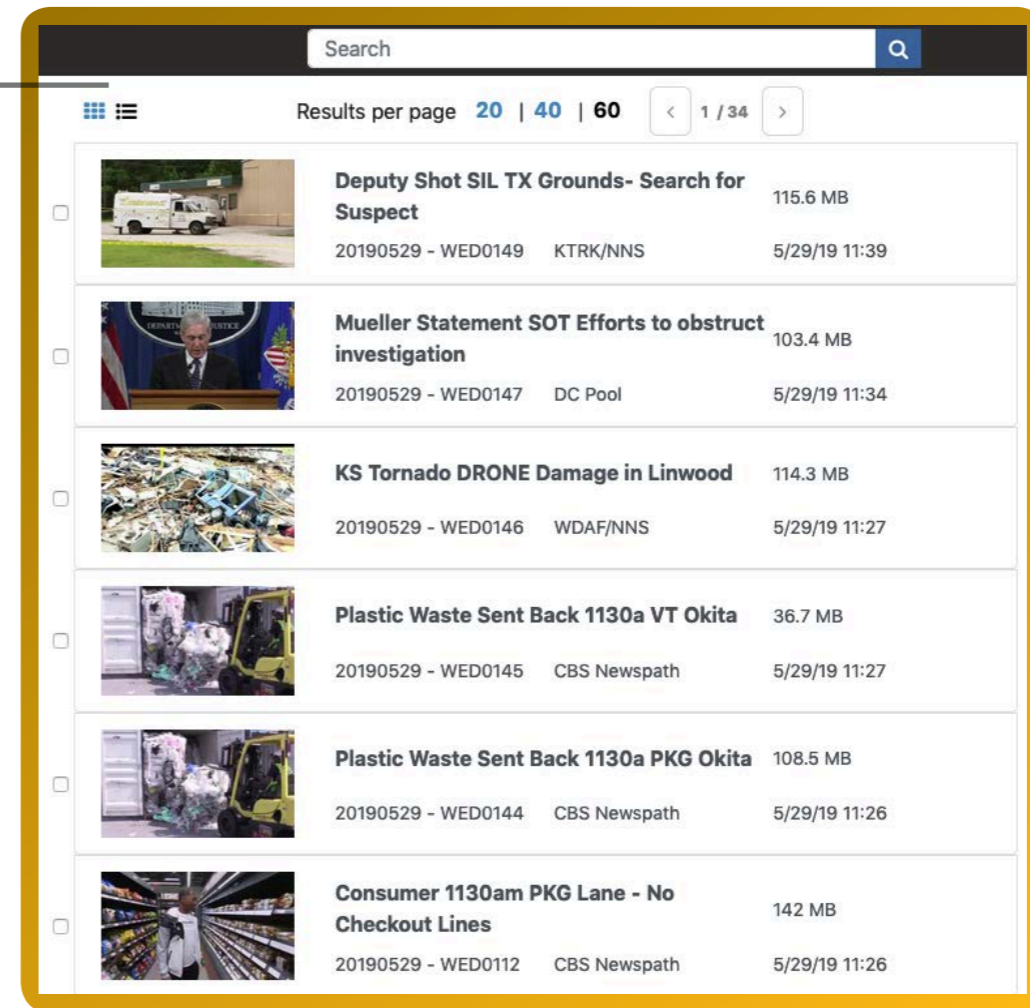
The CBS page can be viewed in the default "Tile" view...or in "List" view:

"Tile"



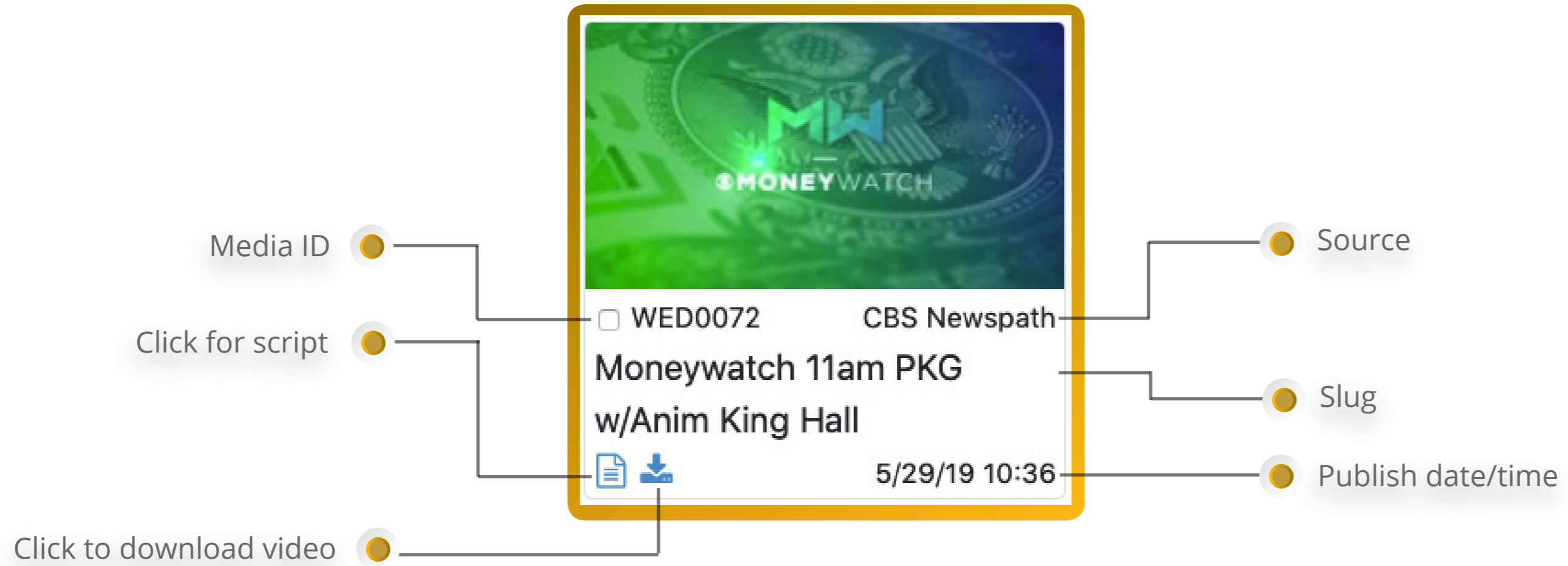
Title View

"List"



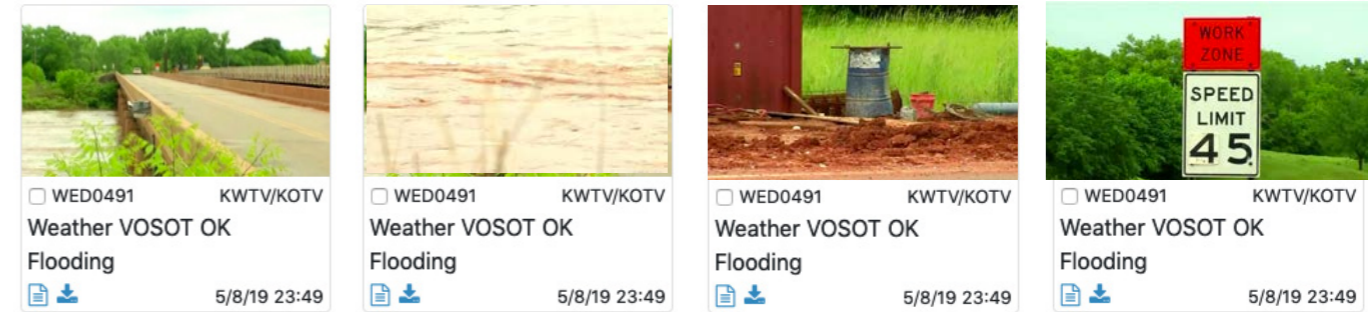
List View

Each story window contains a still photo from the video, the story's Media ID, source, slug, script, download button, and publish date/time:





Hover over the still photo to see a sequence of stills to get a quick sense of the video content:



Click on the still to open up a new details page containing the video player, script, metadata, restriction and contact information, and download button:

### Weather VOSOT OK Flooding

0:00 / 1:05

[Download](#)

<b>Media ID</b>	20190508 - WED0491
<b>Title</b>	Weather VOSOT OK Flooding
<b>Source</b>	KWTV/KOTV
<b>Location</b>	Logan County, Oklahoma
<b>Reporter</b>	Sylvia Corkill
<b>Format</b>	V/O SOT
<b>Duration</b>	01:05
<b>Story Date</b>	5/8/2019
<b>Created</b>	5/8/19 23:36
<b>Last Updated</b>	5/8/19 23:49
<b>CID</b>	48635805

#### Script Info

NNS-N

**RESTRICTIONS:**  
Embargo Tulsa, Oklahoma City markets

**PRODUCER NOTE:**  
This package was cut down.

**SOURCE:** KWTV

**SUPERS:**  
Location: Logan County, OK

**ABSTRACT:**  
(suggested intro: Highway 77 remains open for now, but it could be shutdown within the next couple of hours. Emergency crews say commuters including school buses will have to find alternate routes in and out of Guthrie.)

--TAKE PKG--  
While the Cimarron River is expected to crest...Guthrie Fire Chief Eric Harlow says destruction of property isn't likely.

"THIS RIVER HAS BEEN FLOODING FOR OVER HUNDRED YEARS AROUND HERE AND MOST ANYTHING THAT WAS GOING TO FLOOD AND GET WASHED AWAY HAS ALREADY BEEN MOVED A LONG TIME AGO."

He says because ODOT crews are currently working to replace the bridge along the highway...they were warned about possible flooding.

**Restrictions**

NNS-N  
Embargo Tulsa/ Oklahoma City markets

Contact



Copy or print the script by clicking on the corresponding icon on the top right of the script.

# Video Player

The video player displays the run time of the video, has video and audio controls, a full screen icon, and picture in picture mode.

The image shows a video player interface for a video titled "KS Tornado DRONE Damage in Linwood". The video content shows aerial drone footage of a destroyed building. The player includes a progress bar at the bottom of the video frame showing "0:00 / 4:43". Below the video frame are five small thumbnail images representing different points in the video. Callouts with yellow circles point to various controls: "Runtime/trt" points to the time display; "Scrub bar" points to the progress bar; "Click to go directly there" points to the thumbnails; "Audio Control" points to the volume icon; "Click to view fullscreen" points to the fullscreen icon; and "Click to open separate video player" points to the three-dot menu icon.


You can scrub through the video or click on the stills below the video to take you directly to that spot in the clip.






Note – the video you watch is a low-res version for viewing purposes only. Downloads provide a high resolution broadcast quality version of the story. Click on the picture in picture icon ; to open up a stand alone video player.

# Metadata

The section below the video window contains important story and metadata information including the MediaID (a unique id for that date), source, location, format, duration, and CID (a unique number for that piece of video).

### Weather VOSOT OK Flooding



[Download](#)

<b>Media ID</b>	20190508 - WED0491
<b>Title</b>	Weather VOSOT OK Flooding
<b>Source</b>	KWTV/KOTV
<b>Location</b>	Logan County, Oklahoma
<b>Reporter</b>	Sylvia Corkill
<b>Format</b>	V/O SOT
<b>Duration</b>	01:05
<b>Story Date</b>	5/8/2019
<b>Created</b>	5/8/19 23:36
<b>Last Updated</b>	5/8/19 23:49
<b>CID</b>	48635805

Script Info

NNS-N

RESTRICTIONS:  
Embargo Tulsa, C

PRODUCER NOT  
This package was

SOURCE: KWTV

SUPERS:  
Location: Logan C

ABSTRACT:  
(suggested intro:  
Emergency crews

--TAKE PKG--  
While the Cimarr

"THIS RIVER HAS  
WASHED AWAY F

He says because

WE TALKED TO C

Restrictions

NNS-N  
Embargo Tulsa/ C

Contact



# How to Search

CBS Newspath distributes thousands of news, sports, and entertainment clips each week. In addition to the latest news you can search and download video from our extensive video archive.

To search - enter in the story or topic into the Search bar on the CBS tab.



A search bar with a white background and a dark border. The word "flooding" is entered in the search field. To the right of the search field is a blue magnifying glass icon.

Hit return or click on the magnifying glass to search. The search looks for the word in story slugs, story metadata, and scripts. By default the system searches for stories distributed in the last 30 days.

Multiple word searches are processed as "and" operations, meaning only stories containing **all listed words** will be included in results.

Search results include the **inflectional form** of a word meaning that both the singular and plural form of a noun will be searched for. For example, when searching for *foot*, the query will also return results for *feet*. The inflectional form of verbs will also be queried. For example, *running*, *ran*, and *runner* are various forms of the word *run*.



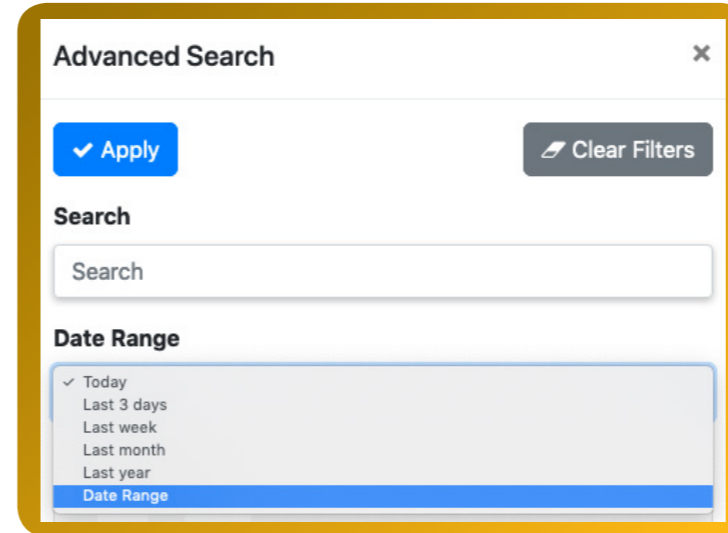
# How to Search cont...

Words like "an", "all", "as", etc.. are ignored, as search engines usually ignore common and short words.

Operator Example	Description
nut	Searches for inflectional forms of the word <i>nut</i>
crank arm crank <b>AND</b> arm	Searches stories containing inflectional forms of the words crank and <i>arm</i> . The keyword <b>AND</b> is optional.
tire <b>OR</b> air	Searches stories containing inflectional forms of the words tire or air.
"reflector bracket"	Perform a phrase search for the phrase " <i>reflector bracket</i> ".
hardware -bracket	Searches stories containing inflectional forms of the word hardware but not the word <i>bracket</i> .
+clamp	Searches for the word <i>clamp</i> without generating inflectional forms.
inter*	Searches for words that begin with the prefix <i>inter</i> .
{washer nut}	Searches for stories that contain the words washer in close proximity to the word <i>nut</i> .

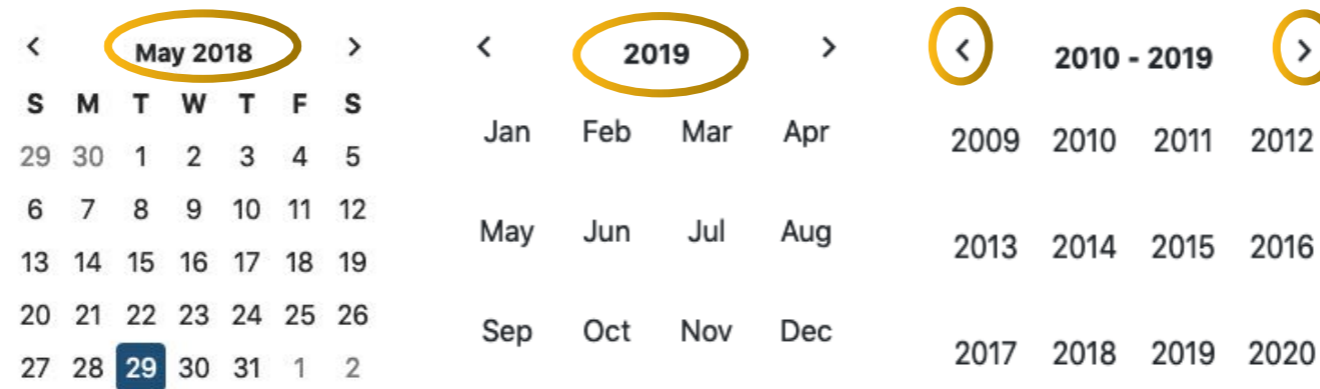
# How to Search cont...

Click **Advanced Search** on the left hand side of the page to adjust your date range (Today, Last 3 days, Last Week, Last Year, or Date Range) and/or choose stories by Category.



To put in a custom date range – choose “Date Range.”

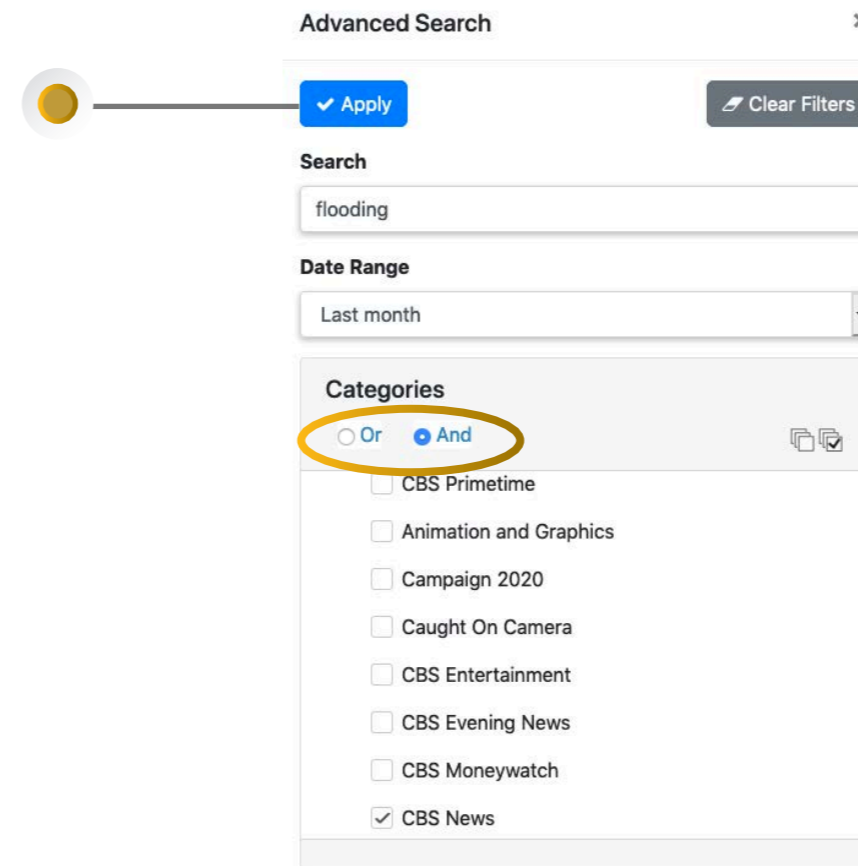
Click on the Month and Year at the top of the calendar (ex. click on May 2018) to view/choose months in the current year. Click on the year (ex. Click on 2019) to toggle/view/choose previous years.



# How to Search cont...

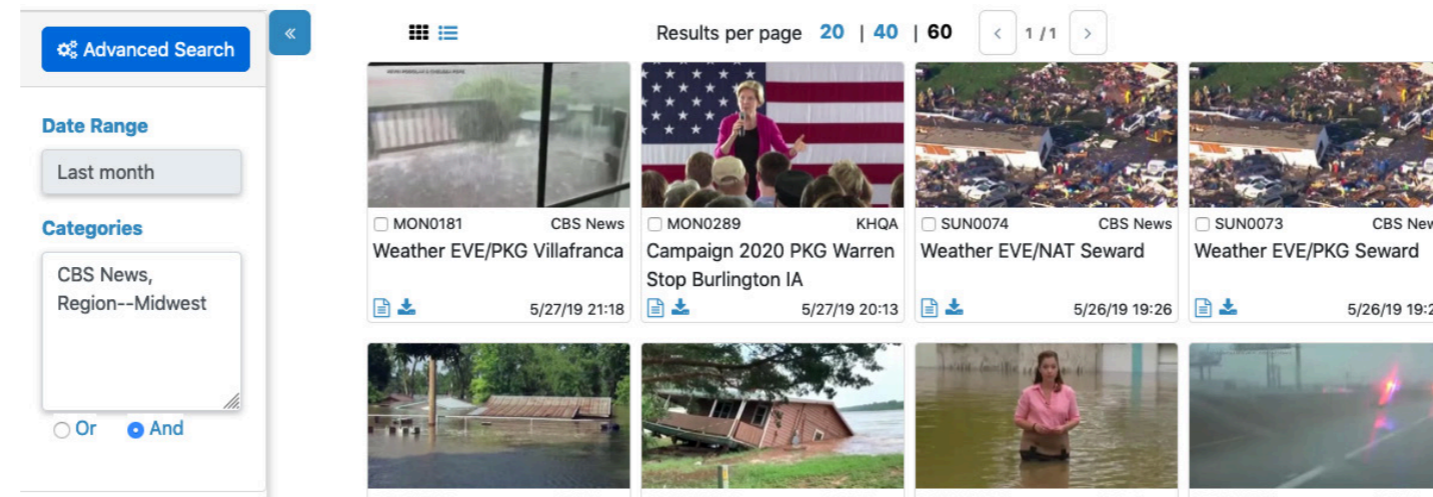
When choosing Categories note that "Or" Categories conducts a broad search for stories that are in any of the categories you choose. "And" Categories is a more specific search for stories that have all categories you choose.


You **\*\*MUST\*\*** click on the **Apply** button at the top of the page to initiate your search.



# How to Search cont...

Note – your updated search parameters are now displayed on the left hand side of the page. The stories displayed are your results.



The website keeps your search parameters until you change them. To change the search parameters go back into the Advanced Search to change your Date Range and Categories and/or Clear Filters and then you **\*\*MUST\*\*** hit the  button for the changes to take effect.



# Categories

All distributed video is categorized to make it easier for you to search/find the video you need. Video can have one or more categories. Use the Advanced Search to search for video by Category.

Current categories:

- CBS Primetime
- Animation and Graphics
- Campaign 2020
- Caught on Camera
- CBS Entertainment
- CBS Evening News
- CBS Moneywatch
- CBS news
- CBS News Supertease
- CBS Owned Stations
- CBS This Morning
- Consumer News
- Custom Closes
- Drone Videos
- Entertainment
- Feature
- File Video
- Great Video
- Health/Medical
- Insert
- Kicker
- Look-Lives
- Network News Promos
- Newspath Correspondents
- Newspath Sweeps Pieces
- Notable Video
- PKG
- Politics
- Promos
- Region-International
- Region-Latin America
- Region-Midwest
- Region-Northeast
- Region-Southeast
- Region-Southwest
- Region-West
- Specials
- Sports
- Tease
- Undefined
- Weather
- Web Extras


# Downloads

Download video directly from the main CBS tab or by clicking into a story and downloading from the details page. See the download icons highlighted below:



Technical note: If your Engineering or IT department has decided to utilize the Web Agent you can take advantage of accelerated downloads to one single location **\*\*AND\*\*** you can download multiple files at once. If your browser detects the Web Agent you will be in Advanced Mode and files will automatically download to the location specified by your Engineers/IT staff. If you are in Basic Mode your downloads will go to the location dictated by your browser settings.

Are you in Basic Mode, but you don't know where your files are being downloaded?

In Chrome - click on the vertical ellipses icon  on the top right. Click on Tools>Settings>Advanced>and then Downloads to see the location of your downloads.

In IE - click the Tools button and then select View downloads.

In Safari – click on Safari on the top left menu >Preferences >General. Scan down to File download location.

In Firefox – click on the hamburger icon  on the top right > Preferences > General. Scan down to Downloads.

# Affiliate Tab

Content that is uploaded from your field crews via the Newspath Mobile App is found here.

Don't have the app? Go to the iTunes or Google Play stores and search for Newspath.



Once downloaded you must input your information, including your cellphone number. You must get the affiliation code for YOUR station so your content will only be seen by YOUR station.

Questions? Call Tech Support at 877-814-8557.



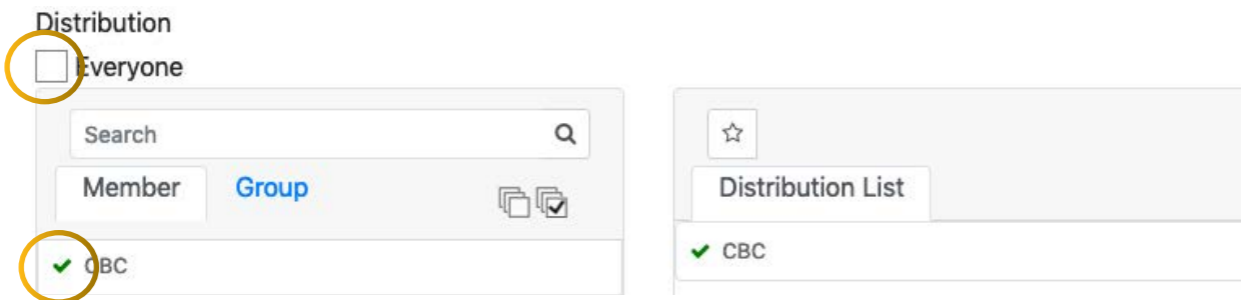
# Upload

Send video to a CBS station or CBS Newspath Headquarters via the Upload tab:

1. Drag and drop or browse and attach your video. Fill out the Video Information form making sure to include the script and restriction information (including third party video details).

2. If you want everyone to receive the video keep the Distribution checked for Everyone - 

If you want just one station or a group of stations to receive the video – uncheck Everyone and choose the station(s) you want to send the video to.



3. Click Upload 

4. To view the progress of your upload click on  at the bottom of the page.



### Wires Tab

- Editorial information
- » Planners
- » Outlooks
- » Live info/coordinates

## Secondary Home Menu

**Meet the Staff** – Contact info for CBS Newspath staff and correspondents

**Regions** – Regional producer contact information and a map of the stations in each region

**Affiliate Directory** – Search for CBS stations by call letters, city, or state. Details on each station include call letters, DMA, news email, address, News Director, owner, and website. See example below:

**CHARLOTTE**  
**CHARLOTTE**  
DMA Rank: **23**  
Call Letters: **WBTV**  
Email: **assignmentdesk@wbtv.com**  
Address: **1 Julian Price Place, Charlotte, NC 28208**  
Phone: **704-374-3692**  
News Director: **Vacant**  
Owner: **Gray**  
Website: **www.wbtv.com**  
Connectivity: **LTN**



**Resources** – Help Documents contain downloadable Gal16 frequency charts, Harmonic IRD Installation, Tuning, and Genlock Guides, Emergency Voice Alert Guide, Eye Opener Editing Instructions, CBSN Embed Code, Newspath Mobile App How To, the CBS Social Media Permission language, and the CBS Newspath Regions map.

**Broadcast Marketing:**

What We Do - Helpful information and email subscription for tie-ins, promos, teases and summaries. Additional info includes how to set up a behind-the-scenes or on-site visit and what to expect during breaking news.

Contacts – Broadcast Marketing contacts, phone numbers, and email addresses

CBS News Polls & Surveys – pdf of the latest



### Technical and Administrator Information

The following information is for your Engineering and/or IT staff:

#### Web Agent

The Web Agent is a server installed application that allows for “Advanced” accelerated downloads, the ability to download multiple items at once, a single shared download location, and it prevents duplicate downloads.

Click [here](#) for additional details and installation instructions.

#### IPs and Ports

IP and Port rules for Firewall Settings.

Ports 80, 443, 8080 must be open outbound to the IP's listed below:

68.64.37.140	192.235.88.119
68.64.43.240	198.35.49.97
192.235.64.6	198.35.55.193
192.235.88.98	209.198.193.114
192.235.88.99	209.198.193.115

If installing the Web Agent as a shared network resource, note that TCP port 37777 is used for communications between the Agent and users' browsers.



## Station Administrator

Each station must choose an Administrator for their account. This person controls the station account settings through the Admin tab on the newspathnow.com site. The role of the administrator includes the following:

1. Adding and deleting station users
  - » Each user must have their own credentials.
  - » Generic credentials are highly discouraged
  - » The administrator can also create additional admins to help manage user accounts
  - » MediaBeach Technical Support can create users if an administrator is not available
  
2. Choosing the file naming convention for station downloads. Options and examples below:

Title (default)	Holiday VO Memorial Weekend NJ Shore Traffic Aerials.mp4
Date – MediaID	20190524 - FR10265.mp4
Date – MediaID – Title	20190524 - FR10265 Holiday VO Memorial Weekend NJ Shore Traffic Aerials.mp4
MediaID – Title	FR10265 Holiday VO Memorial Weekend NJ Shore Traffic Aerials.mp4
MediaID – Title Short	FR10265 HolidayVOMemorialWeekendNJShoreT.mp4
MediaID – Title (31)	FR10265 HolidayVOMemorialWe.mp4



3. Choosing the download file format. Options below:

- NTSC MP4 1080i 1920x1080i TFF 10Mbps 29.97 AAC stereo L+R 48KHz \*\*\*
- NTSC MOV 1080i 1920x1080i TFF 10Mbps 29.97 AAC stereo L+R 48KHz
- NTSC MOV 480i 720x480i BFF 4.5Mbps 29.97 AAC stereo L+R 48KHz
- NTSC MPG 1080i 1920x1080i TFF 17Mbps 29.97 stereo L+R 48KHz
- NTSC MPG 480i 720x480i BFF 8Mbps 29.97 stereo L+R 48KHz
- NTSC MP4 480i 720x480i BFF 4.5Mbps 29.97 AAC stereo L+R 48KHz
- NTSC MOV 720p 1280x720p 6.0Mbps 59.94 AAC stereo L+R 48KHz
- NTSC MPG 720p 1280x720p 12.0Mbps 59.94 stereo L+R 48KHz
- NTSC MP4 720p 1280x720p 6.0Mbps 59.94 AAC stereo L+R 48KHz
- PAL MOV 1080i 1920x1080i TFF 10Mbps 25.0 AAC stereo L+R 48KHz
- PAL MOV 576i 720x576i TFF 4.5Mbps 25.0 AAC stereo L+R 48KHz
- PAL MPG 1080i 1920x1080i TFF 17Mbps 25.0 stereo L+R 48KHz
- PAL MPG 576i 720x576i TFF 8Mbps 25.0 stereo L+R 48KHz
- PAL MP4 576i 720x576i TFF 4.5Mbps 25.0 AAC stereo L+R 48KHz
- PAL MP4 1080i 1920x1080i TFF 10.0Mbps 25.0 AAC stereo L+R 48KHz
- PAL MOV 720p 1280x720p 6.0Mbps 50.0 AAC stereo L+R 48KHz
- PAL MPG 720p 1280x720p 12.0Mbps 50.0 stereo L+R 48KHz
- PAL MP4 720p 1280x720p 6.0Mbps 50.0 AAC stereo L+R 48KHz
- MP2 AUDIO
- MP3 AUDIO

\*\*\*The MP4 1080i file is the default/mezzanine file and is available for download as soon as you see the item on [newspathnow.com](http://newspathnow.com). Use this format if your edit system/transcoder can handle it. All other file types must be requested for download by your station OR another affiliate before they are auto transcoded in the cloud and available for download.